BENDEMEER PRIMARY SCHOOL

P1 Orientation Briefing for 2027 Primary 1 Parents

Friday, 13 November 2026



Programme for Today



Presentation
Address by Year Head Lower Primary, Mrs Png
‘Ready Get Set Go’ by Touch Community Services
Sharing by PSG Chairman
Sharing by POSB Consultant
• One parent to proceed to classrooms for administrative matters and briefing by teachers • Another parent to fetch your child in the hall and proceed to purchase books and uniform in the canteen

Scan the QR code to access the slides and follow along



Year Head Address for 2027 Primary 1 Parents

Mrs Juliana Png







Table of Contents

1 Sharing on P1 Transition

2 After School Pick-Up Points

3 Programme on 1st Week Of School

1

Sharing on P1 Transition



What is Primary School about?

- Laying a strong foundation
- Nurturing holistic individuals and continuous learning
- Providing learning opportunities, recognising our children's strengths and developing their potential
- Preparing our children for the future
- Providing a safe learning environment to support their well-being



Holistic Development for P1

- Prioritising the development of soft skills, including values, social-emotional competencies and self-help skills
- Building strong foundations in literacy and numeracy
- Focusing on building learning dispositions for Lifelong Learning, including curiosity, confidence and nurturing the joy of learning
- Strengthening 21st Century Competencies and Digital Literacy in an age-appropriate manner



Pre-P1 Expectations of Knowledge, Skills & Dispositions (KSDs) at the Start of P1



- The lower primary curriculum nurtures students' joy of learning, builds on pre-school foundations, and promotes dispositions and attitudes for lifelong learning.
- Our teachers will continue to build on these to strengthen our students' foundations and nurture active, curious learners.

Pre-P1 Expectations of Knowledge, Skills & Dispositions (KSDs) at the Start of P1

Values, Social-Emotional Competencies, Citizenship Dispositions



- Develop understanding of self and manage own behaviours
- Communicate, interact and build caring and respectful relationships with others
- Take responsibility for own actions

Mathematics



- Basic understanding of numbers up to 10
- Compare quantities between two groups of objects within 10
- Recognise simple patterns

Mother Tongue Languages



- Enjoy and show an interest in learning Mother Tongue language
- Enjoy and show an Interest in listening and speaking in Mother Tongue language
- Demonstrate awareness of local ethnic culture

Art



- Enjoy participating in Art
- Express ideas and feelings through Art
- Demonstrate awareness of Art from different cultural groups

Music



- Enjoy participating in Music and movement activities
- Express ideas and feelings through Music and movement activities
- Demonstrate awareness of Music and movement from different cultural groups

English Language



- Listen and speak for enjoyment and information
- Read with enjoyment and understanding
- Communicate ideas and information through writing or using symbols or letter-like shapes

Physical Education



- Enjoy Physical Activities
- Display Coordination in Motor Tasks
- Demonstrate Awareness of Healthy Habits and Safety

Laying a Strong Foundation

Curriculum and Support (Igniting the joy of learning)

Curriculum

- English, Maths, Mother Tongue Language
- PAM (PE, Art, Music)
- Character and Citizenship Education (CCE)
- Programme for Active Learning (PAL)
- Holistic Assessment

School Support

- Learning Support Programme (LSP)
- Learning Support Maths (LSM)









Holistic Development

Our Approach

1. Focuses on building greater confidence and nurturing a stronger intrinsic motivation to learn so as to develop your child's potential.

2. Use of appropriate assessment modes to provide useful information to support students' learning and holistic development.

3. No examinations and weighted assessments at P1 and P2 to ease your child into formal schooling.

.

How BPS Reports Learning

Qualitative Descriptors
Used to report students' learning across all subjects.

Learning Outcomes
Non-academic indicators will be retained as Learning Outcomes.

Key Skills for Development in the 21st Century

- Critical, Adaptive and Inventive Thinking
- Communication, Collaboration and information skills
- Civic, Global and Cross-Cultural Literacy

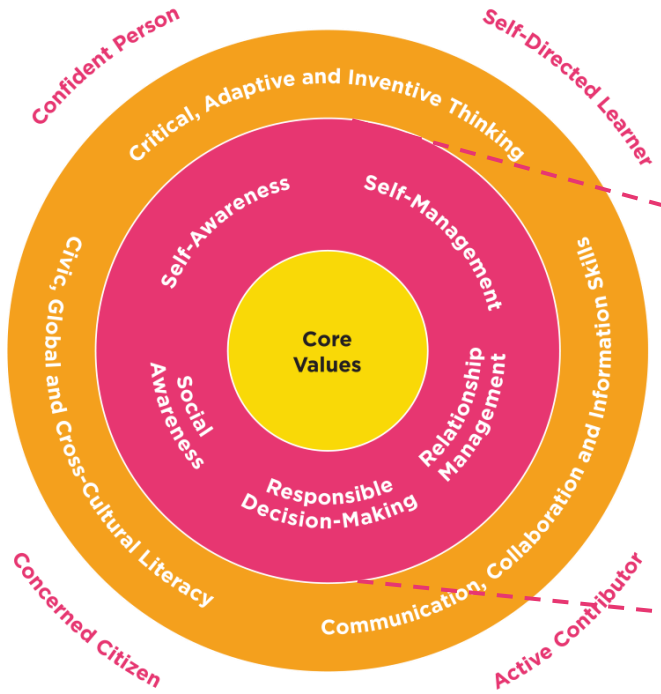

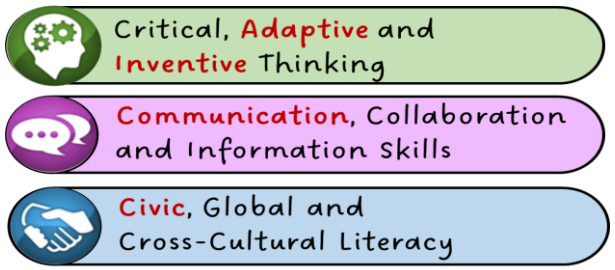

Three key elements of CCE

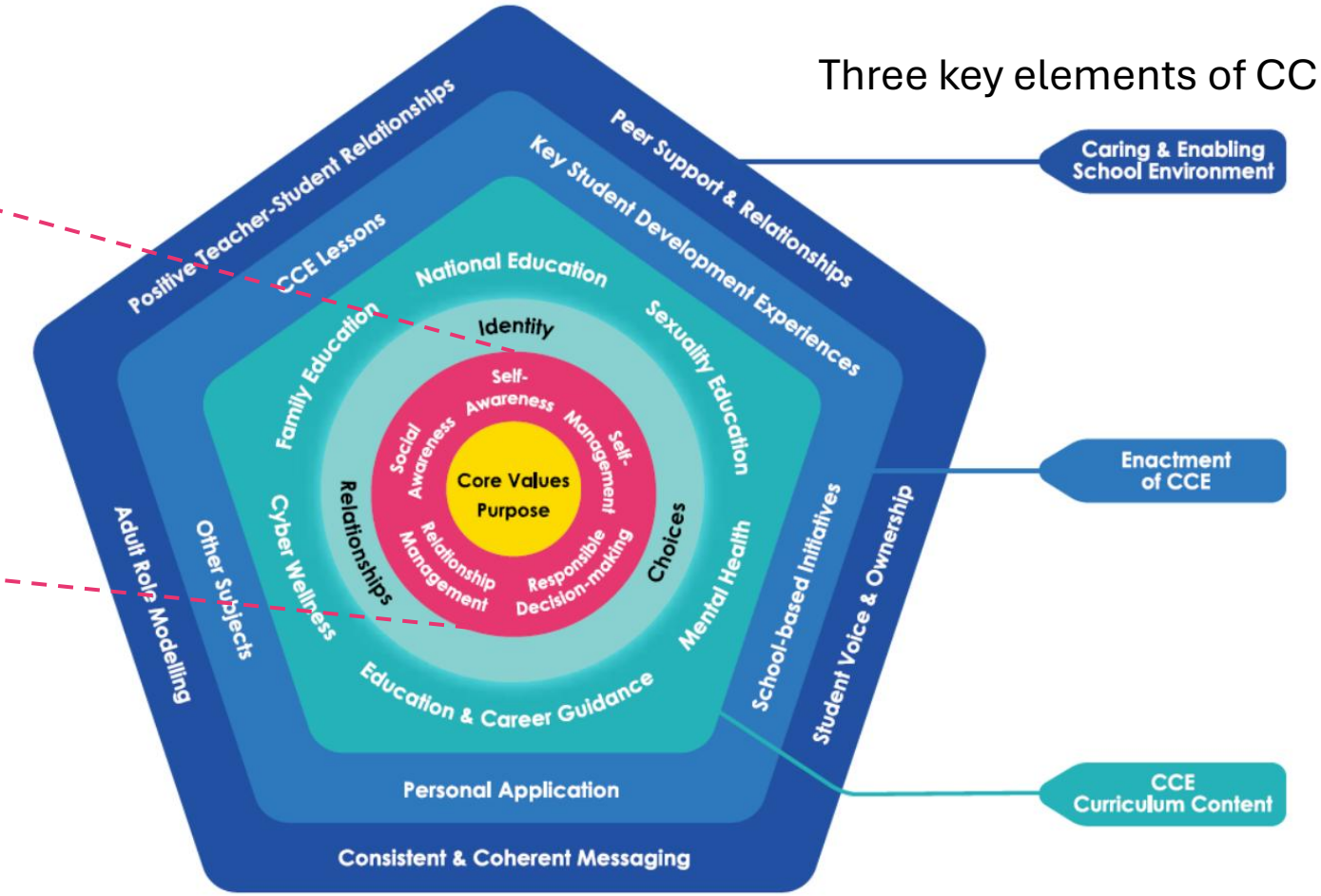

Figure 1: CCE Curriculum Frame

Homework Policy In Schools



- Homework helps teachers to assess students' understanding of their learning so that timely feedback can be given to support their learning.

- **No online homework will be assigned to P1 and P2 students.**

- **P1 and P2 students do not need a personal digital device (such as a handphone or tablet) for homework. A shared device at home, such as a family computer or tablet, will suffice.**

Purposeful Digital Learning

In school, digital tools will be age and developmentally appropriate.

Digital tools are only introduced when they benefit students' learning. For example, discussion features in Student Learning Space (SLS) might be used to support collaboration.



SLS onboarding information will be shared with parents via PG announcement by school.

Student Learning Space (SLS)

Our national online learning portal with curriculum-aligned resources for students to learn at their own pace and collaboratively.



How and when will P1 students use SLS?

- Schools will prioritise a **print-first approach** to learning.
- In schools, students may use AI tools in SLS that provide customised feedback. These tools have in-built guardrails.
- **P1 to P3 students will not be tasked to use chatbots.**
- For self-directed learning purposes, students can access MOE Library modules within SLS

How else can you support your child?

Explain to your child the differences between pre-school and primary school

- Larger learning environment
- Longer school hours
- More interaction with students and teachers
- To be more independent and responsible
- Taking the initiative to ask for help



Home-School Partnership

Collaborative effort between parents and the school to support every child's education through open communication and mutual respect



Home-School Partnership

1. Regular multi-channel communication

- Termly Letters
- BPS Instagram
- Notifications through Parents Gateway
- School Website
- ASPIRE Newsletter

2. Parent engagement sessions

- P1 Orientation
- P1 Day 1 Parents' Seminar
- P1/P2 Parent-Child-Teacher Conference (PCTC)
- Parent-Teacher Meetings

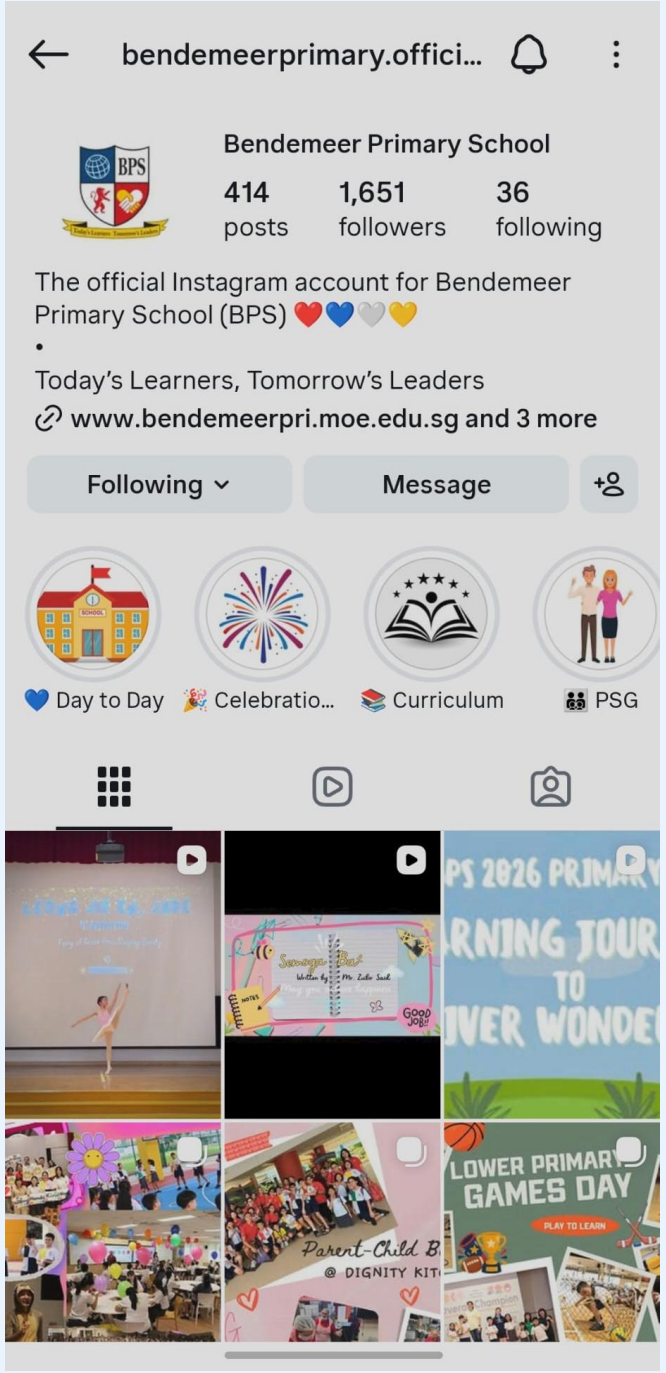

Home-School Partnership



3. Mode of Communications

- School Phone : 62982911
- School email: Bendemeer_ps@moe.edu.sg
- Student Handbook

Response Time
In line with Civil Service standards, parents can expect responses within:
3 working days for simple queries
7 working days for queries requiring some investigation
21 working days for complex queries

Home-School Partnership



4. Communication Protocols and Feedback procedures

- Form Teachers
- Year Heads
- Heads of Department
- School Leaders

- Parents are encouraged to contact teachers during school hours: 7.30am to 5.00pm, Monday to Friday, during term time.
- Teachers are not expected to respond to queries outside these hours, on weekend and during school holidays.
- For urgent messages during school hours, please contact the General Office, as teachers may be in class or unavailable.
- Teachers are not required to share personal mobile numbers or communicate via social media platforms.

Importance of School Attendance

- School attendance is an integral part of a child's school journey and crucial to their success in school. It will ensure their learning and progress is not unduly affected.
- The school accepts medical certificates and parent letters to account for a student's absence from school. A maximum of 5 letters per semester from parents/guardians to explain a child's absence from school will be permitted.
- We strongly discourage students to take leave of absence during term time to travel abroad for holidays.
- Parents are strongly advised to contact your child's Form Teacher for any concerns or clarifications.

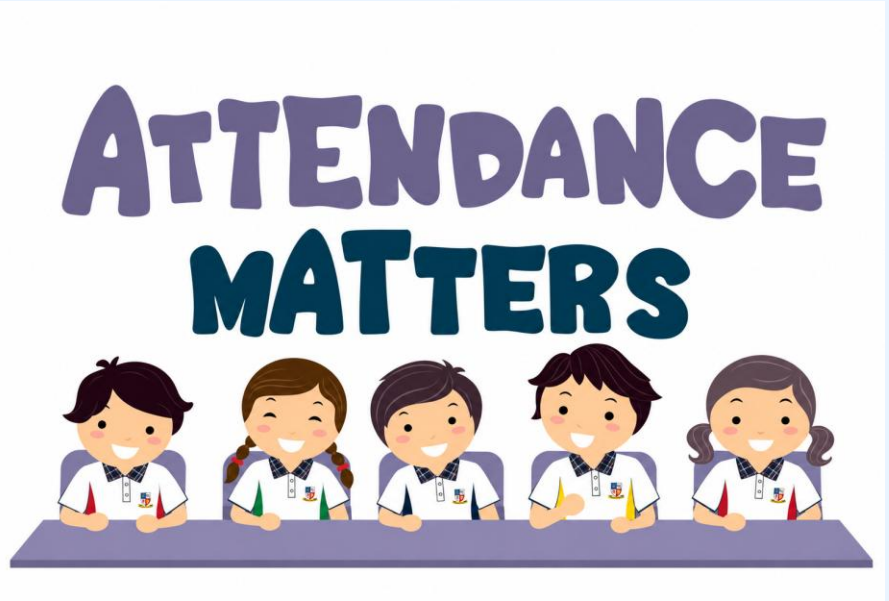

Parent Kit

[Parent kit | MOE]

https://www.moe.gov.sg/parentkit





Tips and resources and on how to support our children as they transition to new education stages (from pre-school to primary, primary to secondary and secondary to post-secondary)

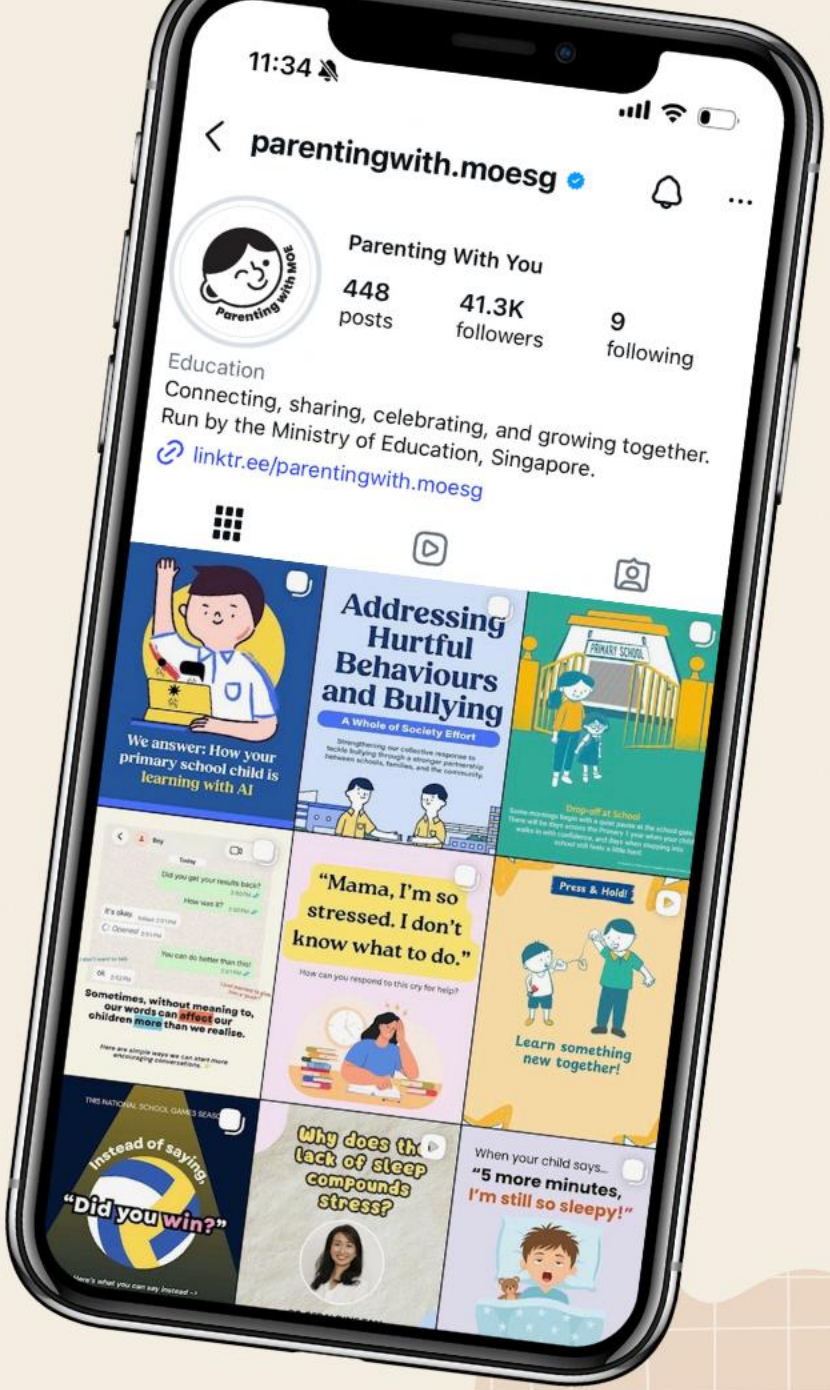

Begin your parenting journey with MOE

@parentingwith.moesg

Follow MOE on Instagram for bite-sized and actionable parenting tips to tackle the everyday demands of parenting.

GO.gov.sg

Grow Well SG

A plan to support parents

A Holistic Approach to Your Child's Health

The lifestyle prescription focuses on four critical areas, ensuring a holistic approach to your child's health:

1 Being Active



Encouraging regular physical activity to boost energy levels and overall fitness

2 Eating Healthy



Promoting balanced nutrition to fuel your child's growth and development

3 Limiting Screen Use



Managing digital exposure to foster mental and physical health

4 Getting Enough Sleep



Ensuring adequate rest to support learning and daily functioning



Grow Well SG is new national strategy lead by Ministry of Health (MOH), Ministry of Education (MOE), and the Ministry of Social and Family Development (MSF)

Parenting Resources on Parents Gateway (PG)

Discover rich and customisable parenting resources on topics such as preparing for Primary 1, forging parent-child relationships and education pathways.

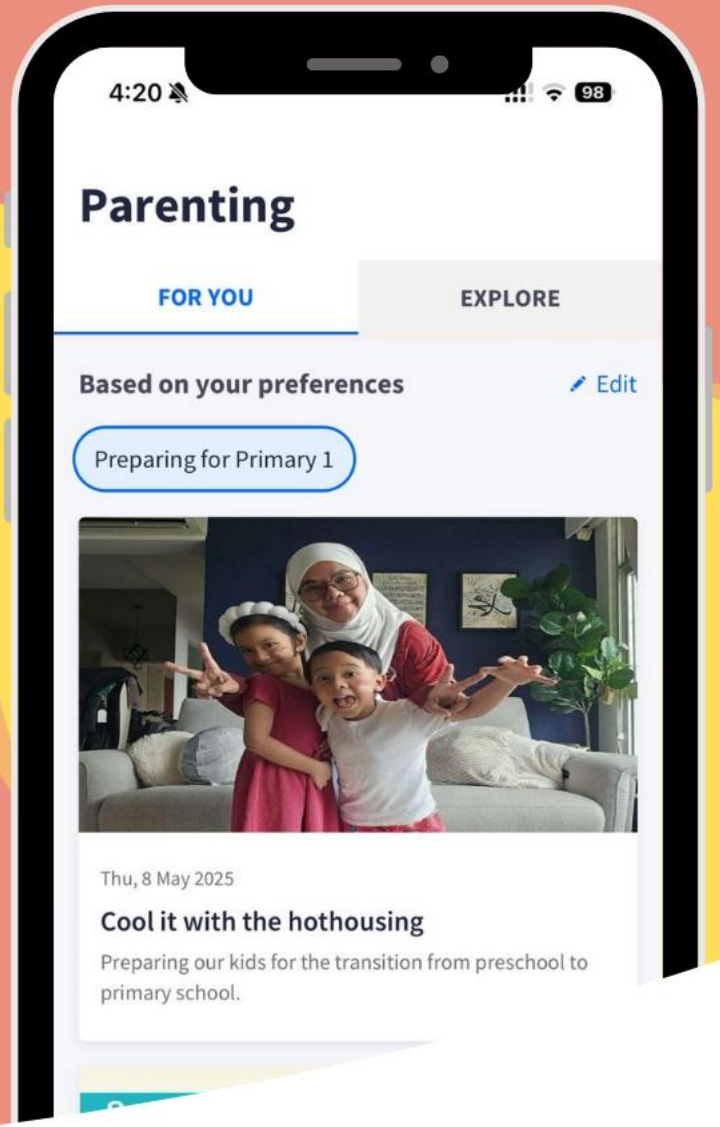

POSB Smart Buddy



Smart Buddy can support your child:

- **Efficient Queue Management:** Students spend significantly less time in line during recess.
- **Financial Literacy Education:** Students can learn key financial concepts such as saving and responsible spending in a safe and controlled environment, setting them up for success in managing their finances as they grow.



Transition at BPS – Our ASPIRE Values

Adaptability

Handle changes positively and look for opportunities in challenges.

I respect and am open towards the views of others.

Integrity

Think, speak and live right.

I think before I act and I am aware of there are consequences to my actions and decisions.

BPS

Today's Learners Tomorrow's Leaders

BENDEMEER PRIMARY SCHOOL

ASPIRE

PRIMARY 1 & 2

Narratives

Self-Discipline

Control one's words, actions and behaviour and work hard in all that one does.

I am able to control my impulses and demonstrate self- control in the way I interact with others.

Resilience

Keep trying and never give up.

I do not give up easily when facing difficulties.



Passion

Love for self, family, nation and learning.

I show love and concern to self, family and nation.

I show passion in learning new things, participate actively and work well with others during school activities.

Empathy

Think, feel and do good for others.

I show understanding and share the feelings of others.

Transition at BPS – Our Learning Environment

Structures and Routines



Learning Spaces

Spaces are created in the classroom to allow students to become a creator, connector and a contributor

Learning Corner and Learning Stations





Interesting Lessons









TRANsition Support for InTegration (TRANSIT) programme at BPS



- Helps Primary 1 students identified with social and behavioural needs to develop foundational self-management skills when they start school.
- Support from teachers and Special Educational Needs Officers in small groups as well as in their form classes.
- Partnership with parents to ensure that self-management skills learnt in school are practised at home.
- Parents need to complete MOE Transit Survey. (Link will be provided by teacher in class)

Preparation for school

Uni Sex Polo T-shirt.

Please note that **the assigned house determines the colour of your child's uniform top**.

The house assignment will remain the same throughout your child's six years in school.

2-in-1 uniform



Purchase names tags at the school bookshop



Elastic shorts for boys



Skorts for girls



White socks



Black shoes

Preparation for school

- What books to bring
- How much cash to prepare
- Recess and snack break timings
- Administrative matters to follow up

Briefed by teachers in the classroom



2

After School Pick Up Points



Reporting and Dismissal Timing

Days	Reporting Time	Dismissal Time	Remarks
4 Jan	8.00am	<u>Staggered Dismissal (familiarisation of procedure)</u> • 12.50pm - P1 Adaptability, P1 Empathy • 12.55pm - P1 Integrity, P1 Passion • 1pm - P1 Resilience, P1 Self-Discipline	There's a Parents' Seminar for parents. We seek parents' understanding in limiting to 1 parent per student due to space constraints. * You will be informed of your child's class placement on 30 November, via Parents' Gateway.
5 and 6 Jan	7.30am	1.00pm	Parents <u>will not be allowed</u> to come into the school. Please do communicate to your child and teacher, on who will pick them up at dismissal, e.g. family member or helper
7 Jan and thereafter	7.30am	1.30pm	

- Please enter school by:
  a) Gate A/D/H if walking to school 7.45am – 8.15am on 4 Jan
  b) Main Gate if arriving by car (please alight at Foyer, no parking in school)
- Students arriving by school buses will reach school by 7.30am and will be ushered to school hall first.

School Gates



Arriving by car

- Enter by Main Gate (Gate C)



- Exit by Gate E



Walking to School

- Enter by Gate A (Next to Block 45)



Gate Operation Hours
6.30am to 7.30am (entry into school only)
1.30pm to 2.00pm (exit from school only)
3.00pm to 5.30pm (exit from school only)

Walking to School

- Enter by Gate D (Next to Overhead Bridge)



Walking to School

- Enter by Gate H (Along Serangoon Road)



Gate Operation Hours
6.30am to 7.30am (entry into school only)
1.30pm to 2.00pm (exit from school only)
3.00pm to 5.30pm (exit from school only)

3

Programme on 1st Day of School



P1 Parents' Seminar on 4 Jan 2027

Tentative Programme



Day 1 (4 Jan 2027)	Programme
0800 – 0815	Principal Address, Mrs Tan-Lim Kim Gek
0815 – 0830	Sharing by Year Head (Lower Primary), Mrs Juliana Png
0830 – 1200	- Sharing by school personnels - Sharing by NLB - Recess observation
1200 - 1230	Interaction with Form Teacher
1230 - 1300	Administrative Matters / Preparation for Dismissal

First Week of School

Get It Right Programme

Briefing with YH

CCE Interaction Activities



Teaching of Social Skills

ICT, FTGP Periods

Form Teacher Starter's Kit









Thank You









